

Colour Hunt

PHOTOGRAPHY PROJECT




You can do this project in and around your home or out on a walk.

What You Need: Any camera or phone camera




How to do it:

Take a look at the examples below. When you put together a number of photos that feature the same colour, the end result is an interesting and creative piece of artwork. Choose a colour that will be the main feature for your project. Your challenge is to then go on the hunt for objects that have that colour. You will need to look close-up and at a distance to find your colour. For example, you may find your colour covering a wall, then again on a bottle top or toothbrush. When you do find something with your colour, make sure you get close enough so that the colour is a main feature of the photo.

When you have all of your photos you could print them out and arrange them into a grid pattern, or arrange them into a grid pattern on your computer. Either way, you could then share them on social media or hang on your wall.



Qube Communities at Home

www.qube-oca.org.uk  Qube Oswestry  @qubeoca  @qubeoca



Supported using public funding by
**ARTS COUNCIL
ENGLAND**



HM Government

In partnership with
**THE NATIONAL LOTTERY
COMMUNITY FUND**

