

COLLAGE ILLUSTRATION



During this workshop we will be looking at different ways to illustrate using collage.

- 1 - Character head
- 2 - Text/logo head
- 3 - Hands and line drawing .

For this activity you will need...

PLAIN PAPER

COLOURED PAPER

SCISSORS

GLUE

COLOURED PENS, CRAYONS OR SIMILAR


IMAGES FROM MAGAZINES TO COLLAGE WITH

IMAGES OF HANDS PRINTED OUT FROM INTERNET OR FROM
MAGAZINES OR NEWSPAPERS.

First, find as many images, logos or text to collage with. Have a look through old magazines, comic books or newspapers for these.




I am going to collage using some radio images I have found that I think will make great Robot heads. When you have found some images you like, cut them out of the magazine and lay them down on the plain piece of paper.




Collating in this way can often very easily lead your hand to fill in the gaps so try and feel that and run with your instinct.

I want to create a robot type body and I feel very able to achieve this now that my head is on the page



I have cut out three radio heads and want to challenge myself to draw three identical robot characters.

Why not challenge yourself to complete 3 drawings in less than 5 minutes ?



Next we are going to look at text heads...Its the same process as before. Start by selecting the logos or words you would like to collage with.




Place the image down on the paper and start to draw the character around it. Add all the detail in as quickly as you can and really enjoy the freedom in doing so.




I realise I make this sound and look very easy but I know you can do it!


Finally we are going to look at using collaged hands to create drawings. I printed off some cartoon style hands that I liked but you can easily find these in other places (you might even want to draw some yourself)



Start by cutting out and laying down the hand image.



Then draw out from the hand but be guided by the direction. You could add an arm or the rest of the body. Create your own character!



Three really easy ways of using collage as a way of opening up ideas through illustration. How well did you do?

We want to see your work!

Send us a picture of your work to art@qube-oca.org.uk or the 'Good things...' Facebook page and we'll share it online

If you enjoyed this workshop you can follow Ryan Laight on social media to see what's new and when he'll be running other fun workshops.

Instagram: @laightyboyy

Twitter: @rdl

Website: www.ryandawsonlaight.com

Good things to do at home

www.qube-oca.org.uk/goodthings | Facebook: Good things to do at home



Supported using public funding by
**ARTS COUNCIL
ENGLAND**

